



An open ended ultra-short term debt scheme investing in instruments such that Macaulay duration of the portfolio is between 3 months and 6 months. A moderate interest rate risk and moderate credit risk.

Fund Details

Investment Objective

The primary objective is to generate regular income through investments in debt and money market instruments. Income may be generated through the receipt of coupon payments or the purchase and sale of securities in the underlying portfolio. The scheme will under normal market conditions, invest its net assets in fixed income securities, money market instruments, cash and cash equivalents

Fund Manager

Mr. Kaustubh Gupta, Ms. Sunaina Da Cunha, Ms. Monika Gandhi & Mr. Dhaval Joshi

Date of Allotment

April 15, 2003

Benchmark

NIFTY Ultra Short Duration Debt Index B-I

Managing Fund Since

July 15, 2011, June 20, 2014, March 22, 2021 & November 21, 2022

Experience in Managing the Fund

12.5 years, 9.6 years, 2.8 years & 1.1 Years

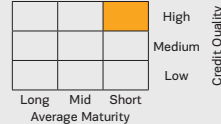
Fund Category

Ultra Short Duration Fund

Scheme Rating

[ICRA]A1+mfs/ Crisil AA+mfs

Investment Style



Load Structure (as % of NAV) (Incl. for SIP)

Entry Load	Nil
Exit Load	Nil

AUM

Monthly Average AUM	₹ 12936.82	Crores
AUM as on last day	₹ 12169.60	Crores

Total Expense Ratio (TER)

Regular	0.55%
Direct	0.34%

Including additional expenses and goods and service tax on management fees.

SIP

Monthly: Minimum ₹ 1,000/-



Other Parameters

Modified Duration	0.47 years
Average Maturity	0.51 years
Yield to Maturity	7.98%
Macaulay Duration	0.50 years

Application Amount for fresh subscription

₹ 1,000 (plus in multiples of ₹ 1)

Min. Addl. Investment

₹ 1,000 (plus in multiples of ₹ 1)

PORTFOLIO

Issuer	% to Net Assets	Rating
Money Market Instruments	39.40%	
ICICI Bank Limited	3.18%	ICRA A1+
The Jammu & Kashmir Bank Limited	2.87%	CRISIL A1+
TATA Realty & Infrastructure Limited	2.04%	ICRA A1+
Tata Teleservices Limited	2.03%	CRISIL A1+
The Federal Bank Limited	1.91%	CRISIL A1+
Indian Bank	1.82%	CRISIL A1+
Indian Bank	1.62%	CRISIL A1+
Punjab National Bank	1.62%	ICRA A1+
The Federal Bank Limited	1.62%	CRISIL A1+
Axis Bank Limited	1.58%	ICRA A1+
HDFC Bank Limited	1.53%	IND A1+
DBS Bank Ltd/India	1.53%	IND A1+
Indian Bank	1.22%	CRISIL A1+
Godrej Consumer Products Limited	1.21%	ICRA A1+
HDFC Bank Limited	1.19%	ICRA A1+
Axis Bank Limited	1.19%	CRISIL A1+
The Federal Bank Limited	1.15%	CRISIL A1+
HDFC Bank Limited	0.82%	CARE A1+
Axis Bank Limited	0.81%	IND A1+
Canara Bank	0.81%	CRISIL A1+
JM Financial Products Limited	0.81%	ICRA A1+
Axis Bank Limited	0.81%	ICRA A1+
Bank of Baroda	0.80%	IND A1+
Bahadur Chand Investments Pvt Limited	0.79%	ICRA A1+
Brookfield India Real Estate Trust	0.78%	CRISIL A1+
Small Industries Development Bank of India	0.76%	CRISIL A1+
Godrej Properties Limited	0.61%	ICRA A1+
Bank of Baroda	0.41%	IND A1+
State Bank of India	0.40%	CARE A1+
Small Industries Development Bank of India	0.40%	CRISIL A1+
HDFC Bank Limited	0.40%	ICRA A1+
Cholamandalam Investment and Finance Company Limited	0.40%	ICRA A1+
Kotak Mahindra Bank Limited	0.16%	CRISIL A1+
Muthoot Finance Limited	0.08%	ICRA A1+
Fixed rates bonds - Corporate	35.84%	
TATA Realty & Infrastructure Limited	2.95%	ICRA AA+
Hindalco Industries Limited	2.87%	CARE AA+
Bharti Hexacom Limited	2.59%	CRISIL AA+
Pipeline Infrastructure Limited	2.55%	CRISIL AAA

Issuer	% to Net Assets	Rating
National Bank For Agriculture and Rural Development	1.66%	CRISIL AAA
National Bank For Agriculture and Rural Development	1.43%	CRISIL AAA
Small Industries Development Bank of India	1.22%	ICRA AAA
Small Industries Development Bank of India	1.14%	CARE AAA
Tata Power Company Limited	1.11%	IND AA
JM Financial Products Limited	1.02%	ICRA AA
Muthoot Finance Limited	0.86%	ICRA AA+
Shriram Finance Ltd	0.82%	IND AA+
National Bank For Agriculture and Rural Development	0.82%	ICRA AAA
ICICI Home Finance Company Limited	0.82%	ICRA AAA
Godrej Industries Limited	0.82%	ICRA AA
Tata Motors Finance Solutions Limited	0.81%	CRISIL AA
Power Finance Corporation Limited	0.74%	ICRA AAA
Shriram Finance Ltd	0.65%	IND AA+
Small Industries Development Bank of India	0.61%	ICRA AAA
National Bank For Agriculture and Rural Development	0.60%	ICRA AAA
Cholamandalam Investment and Finance Company Limited	0.53%	ICRA AA+
TATA Realty & Infrastructure Limited	0.53%	ICRA AA+
REC Limited	0.41%	ICRA AAA
National Housing Bank	0.41%	ICRA AAA
Crompton Greaves Consumer Electricals Limited	0.41%	CRISIL AA+
Small Industries Development Bank of India	0.41%	ICRA AAA
SMFG India Credit Co. Ltd.	0.41%	CRISIL AAA
Embassy Office Parks REIT	0.41%	CRISIL AAA
Bharti Telecom Limited	0.41%	CRISIL AA+
Hinduja Leyland Finance Limited	0.41%	CRISIL AA
JM Financial Credit Solutions Ltd	0.41%	ICRA AA
National Bank For Agriculture and Rural Development	0.40%	CRISIL AAA
Muthoot Finance Limited	0.40%	ICRA AA+
REC Limited	0.40%	ICRA AAA
Bharti Hexacom Limited	0.37%	CRISIL AA+
Torrent Power Limited	0.36%	CRISIL AA+
REC Limited	0.36%	ICRA AAA
LIC Housing Finance Limited	0.33%	CRISIL AAA
National Bank For Agriculture and Rural Development	0.29%	ICRA AAA
Small Industries Development Bank of India	0.25%	ICRA AAA
Small Industries Development Bank of India	0.24%	ICRA AAA
Bharti Telecom Limited	0.21%	CRISIL AA+
Small Industries Development Bank of India	0.20%	CRISIL AAA
Cholamandalam Financial Holdings Limited	0.20%	IND AA+



Aditya Birla Sun Life Savings Fund

An open ended ultra-short term debt scheme investing in instruments such that Macaulay duration of the portfolio is between 3 months and 6 months. A moderate interest rate risk and moderate credit risk.



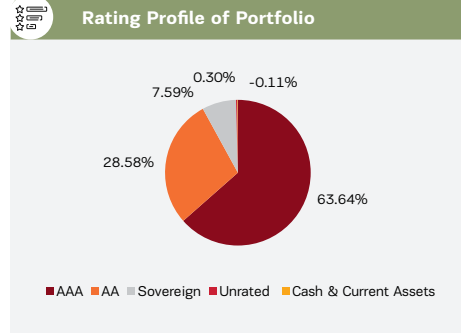
Savings Solutions

Issuer	% to Net Assets	Rating
National Bank For Agriculture and Rural Development	0.20%	ICRA AAA
Tata Motors Finance Solutions Limited	0.20%	CRISIL AA
Bajaj Finance Limited	0.20%	CRISIL AAA
Larsen & Toubro Limited	0.12%	CRISIL AAA
National Bank For Agriculture and Rural Development	0.08%	ICRA AAA
Cholamandalam Investment and Finance Company Limited	0.08%	ICRA AA+
Small Industries Development Bank of India	0.08%	CARE AAA
Floating rates notes - Corporate	16.86%	
HDFC Bank Limited	4.90%	ICRA AAA
Bharti Telecom Limited	2.68%	CRISIL AA+
Cholamandalam Investment and Finance Company Limited	2.04%	ICRA AA+
HDFC Bank Limited	2.00%	ICRA AAA
Bharti Telecom Limited	1.24%	CRISIL AA+
Cholamandalam Investment and Finance Company Limited	1.02%	ICRA AA+
Cholamandalam Investment and Finance Company Limited	0.82%	ICRA AA+
Shriram Housing Finance Ltd	0.51%	IND AA+
Shriram Finance Ltd	0.50%	CRISIL AA+
Sun Petrochemicals Pvt Ltd	0.41%	CRISIL AA
Tata Capital Financial Services Limited	0.41%	ICRA AAA
Mahindra Rural Housing Finance Limited	0.21%	IND AA+
Cholamandalam Investment and Finance Company Limited	0.12%	ICRA AA+
Government Bond	3.88%	
07.32% GS 28JAN2024	2.42%	SOV
7.38% GOI 20JUN2027	1.45%	SOV
Cash Management Bills	2.05%	
Government of India	0.39%	SOV
Government of India	0.36%	SOV
Government of India	0.35%	SOV
Government of India	0.28%	SOV
Government of India	0.19%	SOV
Government of India	0.18%	SOV
Government of India	0.15%	SOV
Government of India	0.15%	SOV
Government of India	0.00%	SOV
State Government bond	0.98%	
5.47% RAJASTHAN 03JUN2024 SDL	0.86%	SOV

Issuer	% to Net Assets	Rating
MAHARASHTRA 08.23% 09SEP25 SDL	0.04%	SOV
TAMIL NADU 08.24% 09SEP25 SDL	0.04%	SOV
MAHARASHTRA 08.16% 23SEP25 SDL	0.04%	SOV
TREASURY BILLS	0.69%	
Government of India	0.69%	SOV
Alternative Investment Funds (AIF)	0.31%	
Corporate Debt Market Development Fund	0.31%	
Securitized Debt Amort	0.12%	
First Business Receivables Trust	0.12%	CRISIL AAA(SO)
Interest Rate Swaps	-0.01%	
Standard Chartered Bank	0.00%	
Standard Chartered Bank	0.00%	
Standard Chartered Bank	0.00%	
Clearing Corporation of India Limited	0.00%	
Clearing Corporation of India Limited	0.00%	
Clearing Corporation of India Limited	0.00%	
Clearing Corporation of India Limited	0.00%	
Clearing Corporation of India Limited	0.00%	
Clearing Corporation of India Limited	0.00%	
Clearing Corporation of India Limited	0.00%	
Clearing Corporation of India Limited	0.00%	
BNP Paribas - Indian branches	0.00%	
BNP Paribas - Indian branches	0.00%	
BNP Paribas - Indian branches	0.00%	
ICICI Securities Primary Dealership Limited	0.00%	
DBS Bank Ltd/India	0.00%	
Clearing Corporation of India Limited	0.00%	
Clearing Corporation of India Limited	0.00%	
Clearing Corporation of India Limited	0.00%	
Clearing Corporation of India Limited	0.00%	
Clearing Corporation of India Limited	0.00%	
Clearing Corporation of India Limited	0.00%	
Clearing Corporation of India Limited	0.00%	
Standard Chartered Bank	-0.00%	
DBS Bank Ltd/India	-0.00%	
BNP Paribas - Indian branches	-0.01%	
ICICI Securities Primary Dealership Limited	-0.01%	
Cash & Current Assets	-0.11%	
Total Net Assets	100.00%	

Investment Performance		NAV as on December 29, 2023: ₹ 488.9010			
	Since Inception	5 Years	3 Years	1 Year	
Inception - Apr 15, 2003					
Aditya Birla Sun Life Savings Fund	7.40%	6.25%	5.28%	7.19%	
Value of Std Investment of ₹ 10,000	43858	13540	11664	10717	
Benchmark - NIFTY Ultra Short Duration Debt Index B-I	7.54%	6.15%	5.64%	7.70%	
Value of Std Investment of ₹ 10,000	45065	13473	11784	10768	
Additional Benchmark - CRISIL 1 Year T-Bill Index	5.89%	5.59%	4.84%	6.95%	
Value of Std Investment of ₹ 10,000	32708	13123	11521	10694	

Past performance may or may not be sustained in future. The above performance is of Regular Plan - Growth Option. Kindly note that different plans have different expense structure. Load and Taxes are not considered for computation of returns. When scheme/additional benchmark returns are not available, they have not been shown. Total Schemes Co-Managed by Fund Managers is 1. Total Schemes managed by Mr. Kaustubh Gupta is 10. Total Schemes managed by Ms. Sunaina Da Cunha is 5. Total Schemes managed by Ms. Monika Gandhi is 1. Total Schemes managed by Mr. Dhaval Joshi is 51. Refer annexure on page no. 166-167 to know more on performance of schemes managed by Fund Managers. Note: The exit load (if any) rate levied at the time of redemption/switch-out of units will be the rate prevailing at the time of allotment of the corresponding units. Customers may request for a separate Exit Load Applicability Report by calling our toll free numbers 1800-270-7000 or from any of our Investor Service Centers.




NAV of Plans / Options (₹)			
	Regular Plan	Retail Plan*	Direct Plan
Growth	488.9010	473.1011	496.0703
Daily IDCW\$:	100.0863	100.0881	100.0866
Weekly IDCW\$:	100.4684	100.4700	100.4891

*Income Distribution cum capital withdrawal
@:Retail Plan has been discontinued and does not accept fresh subscriptions/Switch in.

Product Labeling Disclosures
Aditya Birla Sun Life Savings Fund
(An open ended ultra-short term debt scheme investing in instruments such that Macaulay duration of the portfolio is between 3 months and 6 months. A moderate interest rate risk and moderate credit risk.)

- reasonable returns with convenience of liquidity over short term
- investments in debt and money market instruments.



*Investors should consult their financial advisors if in doubt whether the product is suitable for them.

Potential Risk Class Matrix			
Credit Risk →	Relatively Low (Class A)	Moderate (Class B)	Relatively High (Class C)
Interest Rate Risk ↓			
Relatively Low (Class I)			
Moderate (Class II)		B-II	
Relatively High (Class III)			

Data as on December 29, 2023 unless otherwise specified